

CRAFT OF WHIRLPOOL

RUBEN[®]
DESIGN



PRICE LIST NETTO 2024



WHIRLPOOL SYSTEMS BATHTUBS

PRO-THERAPEUTIC LIGHTING

OPTIONAL EQUIPMENT

ul. Swojczycka 21/41, 51-501 Wrocław, POLAND. tel. +48 71 372 88 00, +48 606 496 250

www.rubendesign.com, e-mail handel@ruben.pl

PRICE NET EURO PER SET; WHIRLPOOL SYSTEM, BATHTUB, CHROMOTHERAPY, OVERFLOW

MAXUS
Chapane

water-champagne
(water-air champagne jets in the bottom)

BATHTUBS LUX
6 500,-
in price: 2xShiatsu jets for back, 2xfoots

BATHTUBS PREMIUMPLUS
5 900,-
in price: 2xShiatsu jets for back, 1xfoots

BATHTUBS PREMIUM
5 500,-

BATHTUBS STANDARD
5 200,-

- water steam diverter
- 4 closable MAX-water side jets
- 14 lighting points
- foot massage: 2x2 rotary jets (Reflexotherapy)
- 14 champagne jets in the bottom
- Shiatsu back massage- 2x6 water jets

PHOTO: BATHTUB LUX - PLAY

MAXUS
WATER-AIR

water-air
(air jets in the bottom of the tub)

BATHTUBS LUX
6 200,-
in price: 2xShiatsu jets for back, 2xfoots

BATHTUBS PREMIUMPLUS
5 600,-
in price: 2xShiatsu jets for back, 1xfoots

BATHTUBS PREMIUM
5 200,-

BATHTUBS STANDARD
4 900,-

- Shiatsu back massage- 2x6 water jets
- 14 lighting points
- 16 air jets in the bottom
- 4 closable MAX-water side jets
- foot massage: 2x2 rotary jets (Reflexotherapy)

PHOTO: BATHTUB LUX - ROMA

CONTROL PANEL MAXUS

PUMP (WATER SYSTEM);
PROwellness programme display
programme selection
pump interval mode
disinfection
pump output increase
on/off: pump or POWERSTREEM blower
display: water temperature, real-time(hours)
pump output decrease
MODE (+)(-) buttons
pump sinusoidal mode
real-time clock activating
water heater on/off

RUBEN DESIGN

BLOWER (AIR SYSTEM);
bath chromotherapy PROwellness programs on/off
blower interval mode
blower output increase
drying
blower on/off (air massage)
display: bath duration, real-time (minutes)
blower output decrease
blower sinusoidal mode
TIMER - bath duration setup

SYSTEM EQUIPMENT

- **POWERSTREEM** –Strengthening of the water stream with the air from an additional blower 400 W
- 7 pre-programmed PROwellness baths
- pump 1100 W •blower 800 W
- water heater (maintaining the water t.)1000 W
- aromatherapy system
- **automatic disinfection and drying**
- 14 lighting points of chromotherapy
- side closable jets for strengthening back massage

CONTROL PANEL MAXUS

CLASSICAL JETS;

air champagne

Max-jet side closable

Max-dysza for feet rotary (reflexotherapy)

SHIATSU JET back massage

WHIRLPOOL-OPTIONS

0. POWERSTREEM (REXUS, KENZO)	590,-	11. Flat jets / Rexus, Neos	490,-
1. TURBO-WATER (REXUS, NEOS)	190,-	12. Flat jets / Kenzo, Titan, Ajax	390,-
2. HEATER; HOLD WATER TEMPERATURE 1000W	330,-	WHIRLPOOL JETS	CLASSIC FLAT
3. AROMATHERAPY	150,-	13. Max-nozzle closed, 1 pc.	75,- 115,-
5. FILLING BY INFUSION/OVERFLOW	150,-	14. Max-rotating nozzle, feet 1 pc.	100,- 130,-
6. FILLING WATER THROUGH JETS	30,-	15. Side super-jets 1 pc.	29,- 60,-
7. ADDITIONAL BACK MASSAGE - 6 SHIATSU JETS	210,-	16. Super spinning jets, feet 1 pc.	45,- 70,-
8. ADDITIONAL FOOT MASSAGE -2 MAX-JETS/MAXUS	210,-	17. Shiatsu jets for the back 1 pc.	32,- 40,-
9. ADDITIONAL FOOT M. -2 SUPER JETS REXUS, NEOS, KENZO	130,-	18. Champagne jets 1 pc.	50,- 60,-
10. CHROME / MAXUS FLAT NOZZLES	590,-	19. Air jets 1 pc.	15,- 30,-

PRICE NET EURO PER SET; WHIRLPOOL SYSTEM, BATHTUB, CHROMOTHERAPY, OVERFLOW

REXUS Cha pa ne

water-champagne
(water-air champagne jets in the bottom)

BATHTUBS **LUX**
5 600,-
in price: 2xShiatsu
jets for back, 2xfoots

• Shiatsu back massage-
2x6 water jets(2x6 in
PREMIUMPLUS
bathtubs)

• 14 champagne
jets in
the bottom

BATHTUBS
PREMIUMPLUS
5 100,-
in price: 2xShiatsu
jets for back, 1xfoots

• 4 Super-
side
water jets

BATHTUBS
PREMIUM
4 200,-

• water steam
diverter

BATHTUBS
STANDARD
3 900,-

• 14 lighting
points

• foot massage: 2x2
rotary Super-jets
(Reflexotherapy)



FOTO: wanna PREMIUMPLUS - LOVE

REXUS WATER-AIR

water-air
(air jets in the bottom of the tub)

BATHTUBS **LUX**
5 400,-
in price: 2xShiatsu
jets for back, 2xfoots

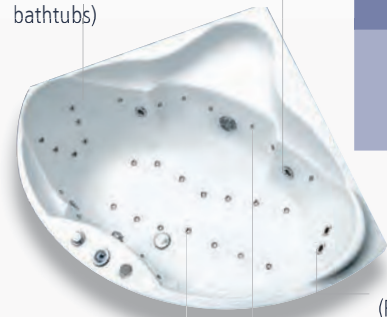
• Shiatsu back massage-
2x6 water jets (2x6 in
PREMIUMPLUS
bathtubs)

• 4 Super-
water jet

BATHTUBS
PREMIUMPLUS
4 900,-
in price: 2xShiatsu
jets for back, 1xfoots

BATHTUBS
PREMIUM
4 000,-

BATHTUBS
STANDARD
3 700,-



• 14 air jets in the
bottom (not applicable
TITAN, KENZO)

• 14 chromotherapy
lighting points

foot massage:
2x2 rotary
Super-jets
(Reflexotherapy))

NEOS WATER-AIR

BATHTUBS
PREMIUM
3 500,-

BATHTUBS
STANDARD
3 200,-

REXUS CONTROL PANEL

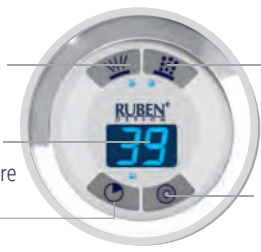
pump on/off
(water system)
pump output
adjustment
sinusoidal and
pulsating mode
bath duration
setup (timer)
display: bath duration,
water temperature



blower on/off
(air system)
blower output
adjustment
sinusoidal and
pulsating mode
chromotherapy;
1 push - circulation
2 push - keep the
color on

NEOS CONTROL PANEL

pump on/off
(hold >3 sec.
pulsating mode)
display:
bath duration,
water temperature
setup (timer)



blower on/off
(hold >3 sec.
pulsating mode)
chromotherapy;
1 push - circulation
2 push - keep
the selected
color on

AJAX AIR MASSAGE



BATHTUB GROUP
PREMIUM
3 100,-

BATHTUB GROUP
STANDARD
2 700,-

TITAN WATER MASSAGE



BATHTUB GROUP
PREMIUM
3 100,-

BATHTUB GROUP
STANDARD
2 700,-

KENZO WATER MASSAGE



BATHTUBS GROUP
PREMIUM
3 300,-

BATHTUBS GROUP
STANDARD
2 900,-

EQUIPMENT

- control panel horizontal version
- pump - power and mode adjustment -1100 W (REXUS, KENZO)
- 900 W pump - constant operation (NEOS, TITAN)
- blower 800 W
- 14 chromotherapy points
- **automatic disinfection and drying**



control panel horizontal version
NEOS, TITAN, AJAX, KENZO

CLASSICAL JETS;



(REXUS,
side



Super-jet
rotary (feet)

air champagne



SHIATSU jet
back massage



20. Lighting point LED DREAMBATH 1pc. 30,-

ACRYLIC FRONT PANELS FOR CORNER BATHTUBS

21. Bermuda, Blues, Gentiana, M.Lisa 150 450,-

22. NewDay, Tellos, Love 450,-

23. M.Lisa 136, Perla, Rosa 95, Rosa II, Victoria 350,-

ACRYLIC FRONT PANELS FOR RECTANGULAR BATHTUBS

24. front panels, type „Front“ 350,-

25. front panels, „L“ / front-side / 550,-

STYROFOAM HOUSING

26. Styrofoam housing with a shelf 15cm. 350,-

27. Step for bathtub 100x18x20 90,-

BATH CARE PRODUCTS, FRAGRANCE OILS

28. Ruben-Aroma bath oils /6 fragrances/ 90,-

29. Ruben-Purrus disinfection /35 tablets 0.8 kg/ 140,-

30. Ruben-Purrus disinfection /10 tablets 0.2 kg/ 55,-

31. Ruben-Cleaner disinfectant 65,-

32. Care of TUB&TILE jets and accessories 55,-

33. Foam cleaning pipes and jets; ActiveC 60,-



EQUIPMENT OF WHIRLPOOL SYSTEMS

OPTIONAL FLAT JETS



SHIATSU JETS ARRANGEMENT SCHEMES TO CHOOSE FROM



Y all-round massage easing general aches and pains caused by fatigue



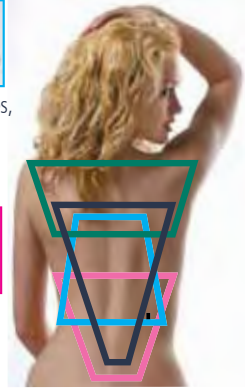
S upper back muscles, (tennis elbow)



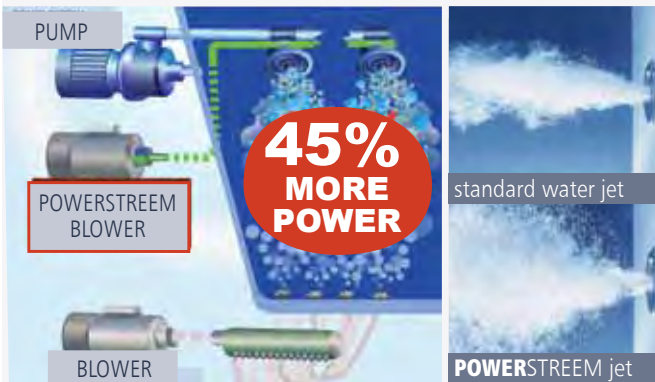
T The neck and-shoulders area, soothing stress



W lumbar and sacral massage, relieves sciatic pain



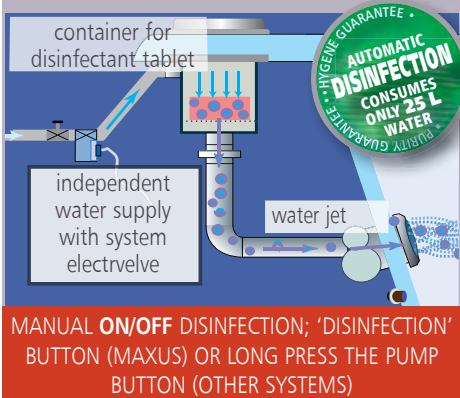
TURBOCHARGED WATER JET WITH AIR FROM THE AUXILIARY BLOWER POWERSTREAM



REINFORCEMENT OF THE WATER JET WITH AIR FROM THE AIR SYSTEM BLOWER TURBOWATER



AUTOMATIC DISINFECTION



WATER CONNECTION FOR DISINFECTION
FOR
a) electrovalve system
b) ball valve
c, e) battery



AIR AND CHAMPAGNE MASSAGE FROM JETS IN THE BOTTOM and positions of the water flow divider in champagne systems



the air expands into large bubbles, acts as a manual tapping-relaxing-classical massage, oxygen nourishes the tissues as well.



water at 45° angle breaks the air into millions of micro-bubbles penetrating the pores of the skin, cleansing the tissues, removing cellulite, aerated water relaxes the spine.

The diverter in the champagne systems opens the water supply to the champagne jets
1: revitalizing champagne massage
2; or closes it giving classic air massage.
So there is 2 different massages in one system



headrest AH 11
black / gray



140,-

headrest AH 14
black / gray



140,-

headrest AH 15
black / gray




140,-

headrest KAR;
white



170,-

headrest UFO
black / white / silver



140,-

headrest STAAr
black / white / silver



140,-

headrest SPACE
black / white / silver



140,-

headrest LONG
gray



140,-

headrest PRIM
gray



140,-

headrest KARO
gray



140,-

BATHTUB HEADRESTS



MONA LISA150/150/49
136/136/42**BLUES**150/150/50
140/140/49**NEW DAY**150/150/45
140/140/45**GENTIANA**150/150/46
140/140/46**ROSA 2**170/105/46
160/105/46, 150/105/46**PERLA**

165/90/48

**ROSA 95**

160/95/44, 150/95/44

**VICTORIA**

156/100/42

**JULIA**190/90/53
180/80/52, 170/75/52

200/90/50, 190/90/50

180/80/47, 170/75/45

160/75/45, 150/75/45

GO**LIMA-S**

200/90/49

190/90/49

**LIMA**

180/80/49, 170/75/45

160/70/45, 150/70/45

**CAROLINA**

190/80/53

180/80/53, 170/80/53

**MAGIC**200/90/48, 190/90/48
180/80/48, 170/80/48**CROWN GRAND**

190/90/48

**KIOTO**

180/100/49

**KAMA**180/90/48
180/80/48, 170/75/48
170/70/48, 160/75/48
160/70/48, 150/75/48**STADIUM**

190/95/46

**LUMINA**

190/95/49

**IO**

180/85/49

**SOFA** (WITHOUT HOUSING)

180/80/50



BERMUDA
165/165/49
155/155/47



DOPIO
180/130/52



TRIANGL
180/120/50



TELLOS
170/130/50



DOUBLE BATHTUBS

ATTENTION; ASYMMETRIC BATHTUBS - RIGHT VERSIONS

EGO 195/135/45




OPERA 190/120/55



PLAY 180/120/54



SAVONA 190/130/48



CASTELLO 180/120/51



ROMA Ø180/51



ROYAL Ø172/49



ASTECA Ø160/49

