

RUBEN[®]
DESIGN

ART OF WHIRLPOOL

PRICE LIST

NETTO



WHIRLPOOL SYSTEMS BATHTUBS

PRO-THERAPEUTIC LIGHTING

OPTIONAL EQUIPMENT

ul. Swojczycka 21/41, 51-501 Wrocław, POLAND. tel. +48 71 372 88 00, +48 606 496 250

www.rubendesign.com, e-mail handel@ruben.pl

PRICE NET EURO PER SET; WHIRLPOOL SYSTEM, BATHTUB, CHROMOTHERAPY, OVERFLOW



water-champagne
(water-air champagne jets in the bottom)

BATHTUBS **LUX**
6 500,-

in price: 2xShiatsu jets for back, 2xfoots

BATHTUBS **PREMIUMPLUS**
5 900,-

in price: 2xShiatsu jets for back, 1xfoots

BATHTUBS **PREMIUM**
5 500,-

BATHTUBS **STANDARD**
5 200,-

- water steam diverter
- 4 closable MAX-water side jets
- 14 lighting points



PHOTO: BATHTUB LUX - PLAY

- foot massage: 2x2 rotary jets (Reflexotherapy)
- 14 champagne jets in the bottom
- Shiatsu back massage-2x6 water jets



water-air
(air jets in the bottom of the tub)

BATHTUBS **LUX**
6 200,-

in price: 2xShiatsu jets for back, 2xfoots

BATHTUBS **PREMIUMPLUS**
5 600,-

in price: 2xShiatsu jets for back, 1xfoots

BATHTUBS **PREMIUM**
5 200,-

BATHTUBS **STANDARD**
4 900,-

- Shiatsu back massage-2x6 water jets
- 14 lighting points
- 16 air jets in the bottom




PHOTO: BATHTUB LUX - ROMA

- 4 closable MAX-water side jets
- foot massage: 2x2 rotary jets (Reflexotherapy)

CONTROL PANEL MAXUS

PUMP (WATER SYSTEM);
PROwellness programme display
programme selection
pump interval mode
disinfection
pump output increase
on/off: pump or
POWERSTREEM blower

display: water temperature, real-time(hours)
pump output decrease
MODE (+)(-) buttons
pump sinusoidal mode
real-time clock activating
water heater on/off



BLOWER (AIR SYSTEM);
bath chromotherapy PROwellness
programs on/off
blower interval mode

blower output increase
drying

blower on/off (air massage)

display: bath duration,
real-time (minutes)

blower output decrease

blower sinusoidal mode

TIMER - bath duration setup

SYSTEM EQUIPMENT

- **POWERSTREEM** –Strengthening of the water stream with the air from an additional blower 400 W
- 7 pre-programmed PROwellness baths
- pump 1100 W •blower 800 W
- water heater (maintaining the water t.)1000 W
- aromatherapy system
- **automatic disinfection and drying**
- 14 lighting points of chromotherapy
- side closable jets for strengthening back massage



CONTROL PANEL
MAXUS

CLASSICAL JETS;



Max-jet
side closable



Max-dysza for feet
rotary (reflexotherapy)

air champagne



SHIATSU JET
back massage

WHIRLPOOL-OPTIONS

0. POWERSTREEM (REXUS, KENZO)	590,-
1. TURBO-WATER (REXUS, NEOS)	190,-
2. HEATER; HOLD WATER TEMPERATURE 1000W	330,-
3. AROMATHERAPY	150,-
5. FILLING BY INFUSION/OVERFLOW	150,-
6. FILLING WATER THROUGH JETS	30,-
7. ADDITIONAL BACK MASSAGE - 6 SHIATSU JETS	210,-
8. ADDITIONAL FOOT MASSAGE -2 MAX-JETS/MAXUS	210,-
9. ADDITIONAL FOOT M. -2 SUPER JETS REXUS, NEOS, KENZO	130,-
10. CHROME / MAXUS FLAT NOZZLES	590,-

11. Flat jets / Rexus, Neos	490,-
12. Flat jets / Kenzo, Titan, Ajax	390,-
WHIRLPOOL JETS	CLASSIC FLAT
13. Max-nozzle closed, 1 pc.	75,- 115,-
14. Max-rotating nozzle, feet 1 pc.	100,- 130,-
15. Side super-jets 1 pc.	29,- 60,-
16. Super spinning jets, feet 1 pc.	45,- 70,-
17. Shiatsu jets for the back 1 pc.	32,- 40,-
18. Champagne jets 1 pc.	50,- 60,-
19. Air jets 1 pc.	15,- 30,-

PRICE NET EURO PER SET; WHIRLPOOL SYSTEM, BATHTUB, CHROMOTHERAPY, OVERFLOW

REXUS
Cha pa ne

water-champagne
(water-air champagne jets in the bottom)

BATHTUBS LUX
5 600,-
in price: 2xShiatsu jets for back, 2xfoots

- Shiatsu back massage- 2x6 water jets(2x6 in PREMIUMPLUS bathtubs)
- 14 champagne jets in the bottom

BATHTUBS PREMIUMPLUS
5 100,-
in price: 2xShiatsu jets for back, 1xfoots

- 4 Super-side water jets

BATHTUBS PREMIUM
4 200,-

- water steam diverter

BATHTUBS STANDARD
3 900,-

- 14 lighting points
- foot massage: 2x2 rotary Super-jets (Reflexotherapy)

FOTO: wanna PREMIUMPLUS - LOVE

REXUS
WATER-AIR

water-air
(air jets in the bottom of the tub)

BATHTUBS LUX
5 400,-
in price: 2xShiatsu jets for back, 2xfoots

- Shiatsu back massage- 2x6 water jets (2x6 in PREMIUMPLUS bathtubs)
- 4 Super-water jet

BATHTUBS PREMIUMPLUS
4 900,-
in price: 2xShiatsu jets for back, 1xfoots

BATHTUBS PREMIUM
4 000,-

BATHTUBS STANDARD
3 700,-

- 14 air jets in the bottom (not applicable TITAN, KENZO)
- 14 chromotherapy lighting points

foot massage: 2x2 rotary Super-jets (Reflexotherapy))

REXUS CONTROL PANEL

pump on/off (water system)
pump output adjustment
sinusoidal and pulsating mode
bath duration setup (timer)
display: bath duration, water temperature

blower on/off (air system)
blower output adjustment
sinusoidal and pulsating mode
chromotherapy; 1 push - circulation 2 push - keep the selected color on

NEOS CONTROL PANEL

pump on/off (hold > 3 sec. pulsating mode)
display: bath duration, water temperature
setup (timer)

blower on/off (hold > 3 sec. pulsating mode) chromotherapy; 1 push - circulation 2 push - keep the selected color on

AJAX AIR MASSAGE

BATHTUB GROUP PREMIUM
3 100,-

BATHTUB GROUP STANDARD
2 700,-

TITAN WATER MASSAGE

BATHTUB GROUP PREMIUM
3 100,-

BATHTUB GROUP STANDARD
2 700,-

KENZO WATER MASSAGE

BATHTUBS GROUP PREMIUM
3 300,-

BATHTUBS GROUP STANDARD
2 900,-

EQUIPMENT

- control panel horizontal version
- pump - power and mode adjustment -1100 W (REXUS, KENZO)
- 900 W pump - constant operation (NEOS, TITAN)
- blower 800 W
- 14 chromotherapy points
- **automatic disinfection and drying**

control panel horizontal version (NEOS, TITAN, AJAX, KENZO)

CLASSICAL JETS; (REXUS, side)

air Super-jet rotary (feet)

champagne SHIATSU jet back massage

20. Lighting point LED DREAMBATH 1pc.	30,-
ACRYLIC FRONT PANELS FOR CORNER BATHTUBS	
21. Bermuda, Blues, Gentiana, M.Lisa 150	450,-
22. NewDay, Tellos, Love	450,-
23. M.Lisa 136, Perla, Rosa 95, Rosa II, Victoria	350,-
ACRYLIC FRONT PANELS FOR RECTANGULAR BATHTUBS	
24. front panels, type „Front“	350,-
25. front panels, „L“ / front-side /	550,-
STYROFOAM HOUSING	
26. Styrofoam housing with a shelf 15cm.	350,-
27. Step for bathtub 100x18x20	90,-

BATH CARE PRODUCTS, FRAGRANCE OILS	
28. Ruben-Aroma bath oils /6 fragrances/	90,-
29. Ruben-Purrus disinfection /35 tablets 0.8 kg/	140,-
30. Ruben-Purrus disinfection /10 tablets 0.2 kg/	55,-
31. Ruben-Cleaner disinfectant	65,-
32. Care of TUB&TILE jets and accessories	55,-
33. Foam cleaning pipes and jets; ActiveC	60,-

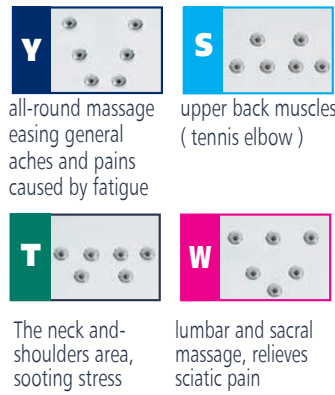


EQUIPMENT OF WHIRLPOOL SYSTEMS

OPTIONAL FLAT JETS




SCHEMATY ROZMIESZCZENIA DYSZ SHIATSU DO WYBORU




TURBOCHARGED WATER JET WITH AIR FROM THE AUXILIARY BLOWER

POWERSTREAM

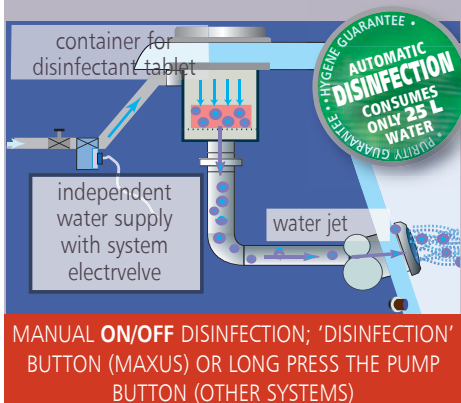


REINFORCEMENT OF THE WATER JET WITH AIR FROM THE AIR SYSTEM BLOWER

TURBOWATER

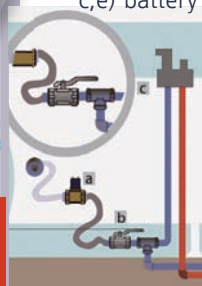


AUTOMATIC DISINFECTION



WATER CONNECTION FOR DISINFECTION

a) electrovalve system
b) ball valve
c, e) battery



AIR AND CHAMPAGNE MASSAGE FROM JETS IN THE BOTTOM and positions of the water flow divider in champagne systems



the air expands into large bubbles, acts as a manual tapping-relaxing-classical massage, oxygen nourishes the tissues.

water at 45° angle breaks the air into millions of micro-bubbles penetrating the pores of the skin, cleansing the tissues, removing cellulite, aerated water relaxes the spine.

The diverter in the champagne systems opens the water supply to the champagne jets

1: revitalizing champagne massage
2: or closes it giving classic air massage.

So there is 2 different massages in one system



headrest AH 11 black / gray



140,-

headrest AH 14 black / gray



140,-

headrest AH 15 black / gray



140,-

headrest KAR; white



170,-

headrest UFO black / white / silver



140,-

headrest STAaR black / white / silver



140,-

headrest SPACE black / white / silver



140,-

headrest LONG gray



140,-

headrest PRIM gray



140,-

headrest KARO gray



140,-

BATHTUB HEADRESTS



MONA LISA
150/150/49



BLUES
150/150/50
140/140/49




NEW DAY
150/150/45
140/140/45



GENTIANA
150/150/46
140/140/46



AUSTIN
145/145/48



ROSA 2
170/105/46
160/105/46, 150/105/46



ASYMMETRIC
170/110/46
160/105/46, 150/100/46



ROSA 95
160/95/44
150/95/44



ALPHA MONO
170/100/50
160/100/51



JULIA 190/90/53
180/80/52, 170/75/52



200/90/50, 190/90/50
180/80/47, 170/75/45
160/75/45, 150/75/45

GO



LIMA-S
200/90/49
190/90/49



LIMA
180/80/49, 170/75/45
160/70/45, 150/70/45



CAROLINA 190/80/53
180/80/53, 170/80/53



PORTO
190/90/49,5
180/80/49,5
170/75/49,5



DUOSOTI
190/90/48
190/80/45
180/80/45



FUTURE
190/90/48
180/80/48
170/75/44,5



SOTI
190/90, 180/80
170/75, 170/70
160/75, 160/70



MAGIC
200/90/48, 190/90/48
180/80/48, 170/80/48



CROWN GRAND
190/90/48



KIOTO
180/100/49



KAMA 180/90/48
180/80/48, 170/75/48
170/70/48, 160/75/48
160/70/48, 150/75/48



STADIUM 190/95/46



LUMINA 190/95/49



IO 180/85/49



SOFIA 180/80/50
OHNE SCHÜRZE



MICHELLE
180/85/47,5



LOVESYARY 1
196/139/45,5



DOMO
180/130/52



TRASKI
180/120/50



ALMA
175/135/50



TELLOS
170/130/50



EGO 195/135/45



SAVONA 190/130/48



OPERA 190/120/55



PLAY 180/120/54



CASTELLO 180/120/51



ROMA
Ø180/51



ROYAL
Ø172/49



ASTECA
Ø160/49



The Ruben Design company assumes no responsibility for errors caused by the preparation of the print and the printing, and also reserves the right to make changes without prior notice.

• **ACRYLIC FRONT PANELS FOR RECTANGULAR AND CORNER BATHTUBS**

